

Expo 2025 Osaka

Reservation & Lottery Guide



Get Your Expo Code

1

- Once you book your Expo 2025 ticket on Headout, you'll receive a confirmation email that has the voucher with a purple **"Download Ticket"** button (as shown in the screenshot below).

Download ticket

- The ticket voucher has your **10-digit Ticket ID** (sometimes referred to as Ticket #). You'll need this to register on the official **Expo 2025 website** in the next step. Sample voucher below (Ticket # highlighted in yellow)



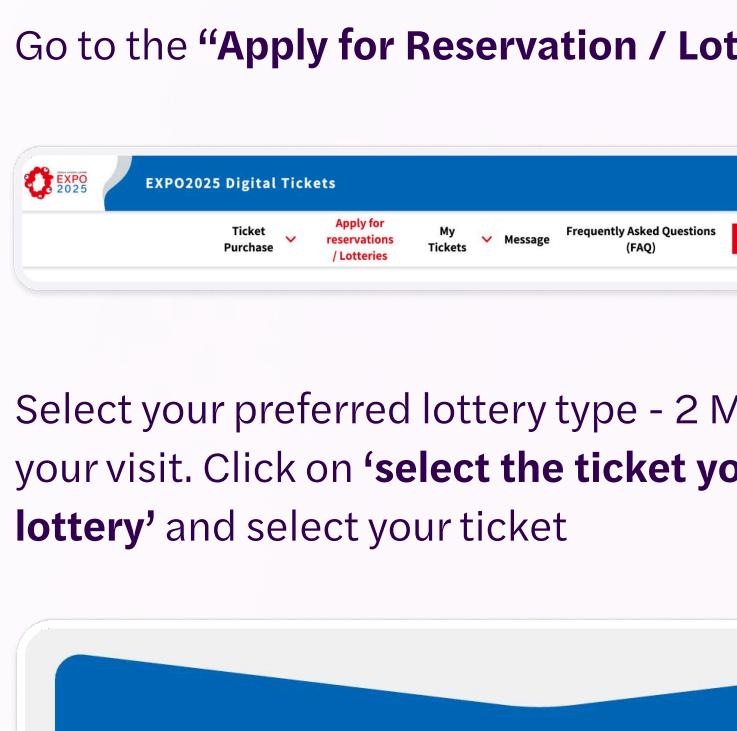
Sign Up on the Expo Website

2

- Go to the Expo 2025 [Registration Page](#)

Register for an account here

- Sign up and create your Expo ID and password.
- Log in with your new credentials.
- Register your 10-digit Ticket ID using the 'Additional Ticket Registration' button to proceed to the next steps.

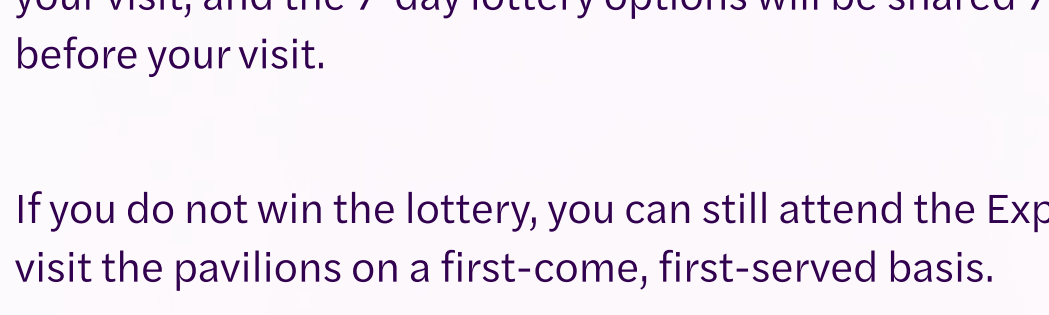


Reserve Your Expo Visit


3

Here's how to register and reserve your spot for the specific day you choose.

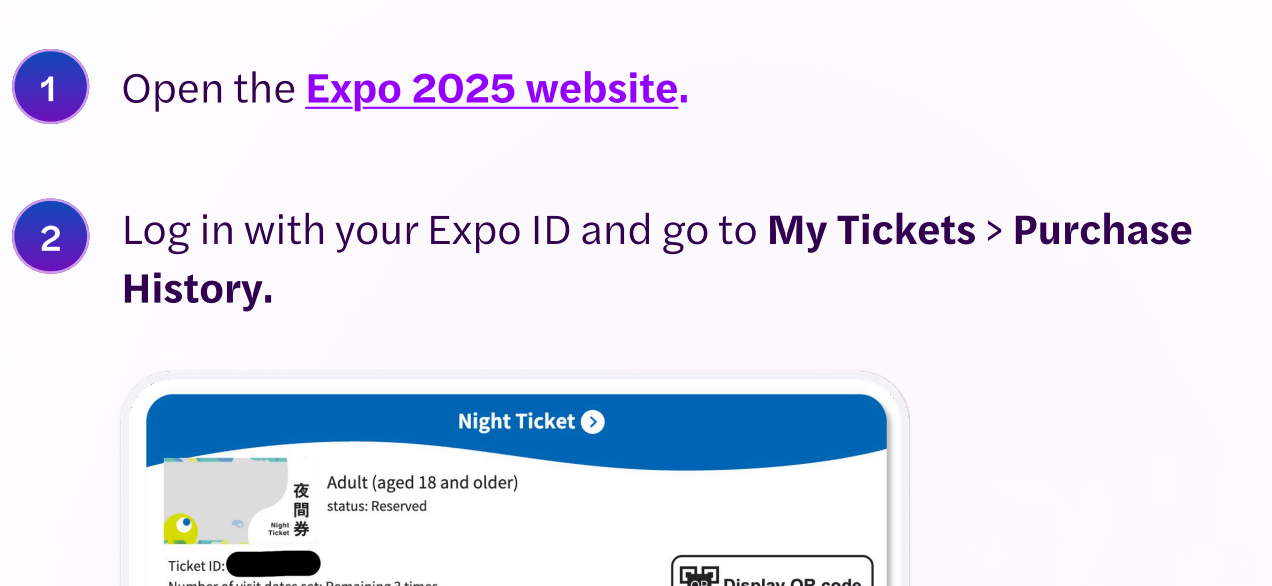
- Go to the **"Apply for Reservation / Lotteries"** section.



- Click on **'Select the ticket you want to add a reservation to'**.

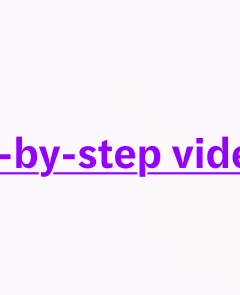


- Choose your visit date and then the visit time.



- After completing the visit registration, you'll see a pop-up similar to the one below.

The visit date and time has been set.



- Done! Now let's get your pavilion access.

Apply for Pavilion Lotteries

4

Expo pavilions have limited spots, you'll need to enter a lottery. Book this as early as possible as popular pavilions get full fast.

How to apply

- Go to the **"Apply for Reservation / Lotteries"** section.

- Select your preferred lottery type - 2 Months or 7 Days before your visit. Click on **'select the ticket you want to apply for the lottery'** and select your ticket

- Then choose your top 5 pavilions and time slot options

- Click on **'register'**. To get the list of all pavilions, click on search without typing anything.
- After adding your first choice, click on **'Add other wishes'** to add the remaining choices

Add other wishes
(Return to lottery list 2 months ago)

- Once all your choices are locked, click on **'Apply for lottery with this content'** and wait for lottery results in the **'Messages'** section.

Apply for lottery with this content

Note:

There is also a last-minute slot which opens up 2-3 days before your visit but based only on cancellation.

Lottery results

- Results are announced on your **'Messages'** section on the website after you log in.
- The 2-month lottery results are announced 2 months before your visit, and the 7-day lottery options will be shared 7 days before your visit.
- If you do not win the lottery, you can still attend the Expo and visit the pavilions on a first-come, first-served basis.

On Day of Your Expo Visit

5

- Open the [Expo 2025 website](#).
- Log in with your Expo ID and go to **My Tickets > Purchase History**.

- Click on **'Display QR code'**.
- Use this QR code at the gates and pavilions to enter.

Need help?

Still stuck? [Watch full step-by-step video](#) or reach out to **Headout Support** anytime.