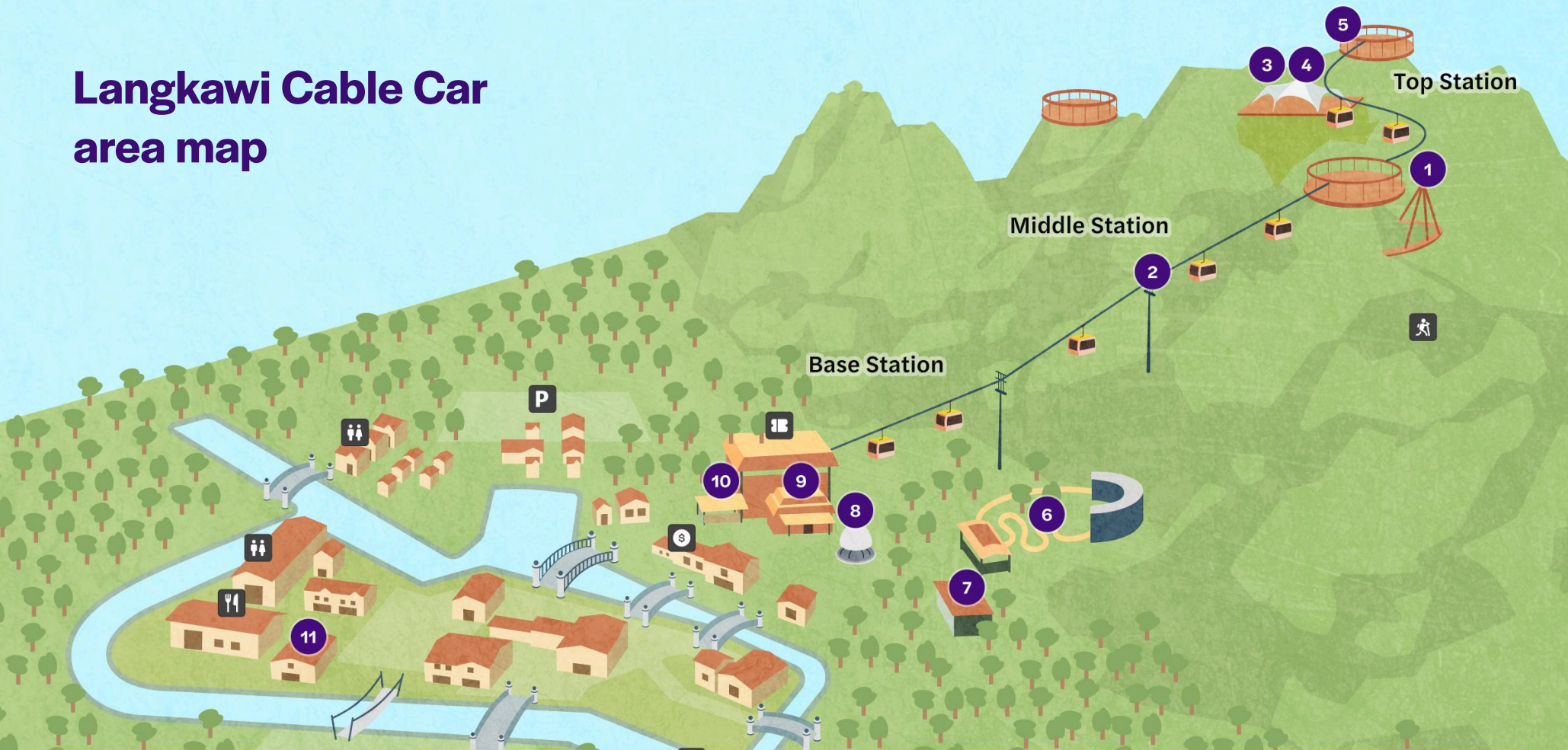


# Langkawi Cable Car area map



## Attractions

- |               |                     |                  |
|---------------|---------------------|------------------|
| 1 SkyBridge   | 5 SkyPos            | 9 F1 Simulator   |
| 2 SkyCab      | 6 SkyAdventure Park | 10 6D Cinemotion |
| 3 SkyBistro   | 7 3D Art museum     | 11 Prayer room   |
| 4 SkyBoutique | 8 SkyDome           |                  |

## Index

- |                |               |
|----------------|---------------|
| Ticket counter | Walking trail |
| Restaurant     | Parking       |
| Restroom       | ATM           |

# Your SkyCab + SkyBridge + SkyGlide itinerary



START AT

## Base Station

(Oriental Village)

- Board the SkyCab for a scenic cable car ride
- SkyCab Ride: ~5 mins to Middle Station
- Enjoy sweeping views of the rainforest and cliffs

## Middle Station

(optional stop)

- Get off to visit the Eagle's Nest SkyWalk, a glass floor that gives marvelous views of the archipelago. Spend some 15-20mins here (ticket sold separately)
- Re-board SkyCab to continue upwards

## Top Station

708m above sea level

- Take in breathtaking views from two viewing decks at 708m above sea level
- Skip the 10-min walk to the SkyBridge with the SkyGlide: a cozy cabin with glass windows, and head to the SkyBridge.
- Spend 20-30 mins admiring the views from SkyBridge.

### Recommended experiences:

Combo: Langkawi Cable Car + 6D cinemotion/ Petting Zoo

## Return journey



Way back to Base Station

- Ride SkyCab back down to Base Station
- Grab a meal or shop for local crafts and souvenirs at Oriental Village
- Go for free attractions at Base station: 3D Art Langkawi, SkyRex, and SkyDome

# Langkawi Cable Car types – Choose your ride

From budget-friendly cabins to sky-high luxury, Langkawi SkyCab has a ride for every kind of traveler. Choose from different cable car types to curate your perfect experience.





Cable Car type	Capacity	Features	Best for	Comfort level
<b>Standard Cable Car</b> 	Up to 6 people	Regular closed cabin with clear glass windows, includes SkyDome, SkyRex & 3D Art	Budget travelers, families, casual visitors or if you are short on time	Good ventilation, bench seating, no A/C & slight crowding is possible.
<b>Glass Bottom Gondola</b> 	Up to 6 people	Transparent glass floor, express lane access, includes SkyDome, SkyRex & 3D Art	Thrill-seekers, photographers, solo travellers	A one-of a kind experience with bench style seating, may cause slight vertigo for some.

# Langkawi Cable Car types – Choose your ride

From budget-friendly cabins to sky-high luxury, Langkawi SkyCab has a ride for every kind of traveler. Choose from different cable car types to curate your perfect experience.




Cable Car type	Capacity	Features	Best for	Comfort level
<b>360° Gondola</b> 	Up to 4 people	Open-air cabin with no windows, express lane access, includes SkyDome, SkyRex & 3D Art	Adventure lovers, photographers	Plenty of sunlight and fresh air, possible sun/rain exposure, thrilling ride.
<b>Private Gondola</b> 	Up to 6 people	Entire standard cabin to yourself, express lane access, includes SkyDome, SkyRex & 3D Art	Families and groups wanting privacy	Exclusive cabin with bench style seating, relaxed experience with no strangers around.



# Langkawi Cable Car types – Choose your ride

From budget-friendly cabins to sky-high luxury, Langkawi SkyCab has a ride for every kind of traveler. Choose from different cable car types to curate your perfect experience.



Cable Car type	Capacity	Features	Best for	Comfort level
<b>VIP Gondola</b> 	Up to 3 people	Leather seats, tinted glass, complimentary snacks & drinks, express lane access, includes SkyDome, SkyRex & 3D Art	Honeymooners, special occasions, premium experience seekers	Premium comfort, leather seating, refreshments, and ultimate exclusivity.

# Langkawi SkyCab stations guide



Here's a station-by-station breakdown to make the most of your trip on the Langkawi Cable Car.

Station	Elevation	Attractions	Facilities
Base Station	0 m, Oriental Village	<ul style="list-style-type: none"><li>▪ <b>3D Art Museum:</b> 9 themed zones with 100+ interactive artworks (Free)</li><li>▪ <b>SkyDome:</b> 360° 3D HD show with 12 projectors (Free)</li><li>▪ <b>SkyRex:</b> 5-min 4D tram ride with special effects (Free)</li><li>▪ <b>6D Cinemotion:</b> 3D movie with motion effects (Paid)</li><li>▪ <b>Machinchang Petland:</b> Family-friendly petting zoo (Paid)</li><li>▪ <b>SkyATV:</b> Guided ATV ride (Paid)</li></ul>	Food stalls & restaurants, souvenir shops, restrooms & seating areas
Middle Station	650 m	<ul style="list-style-type: none"><li>▪ <b>Eagle's Nest SkyWalk:</b> 38m-long glass platform, shaped like an eagle (Paid)</li><li>▪ <b>Viewing Platform:</b> Panoramic lookout point</li><li>▪ <b>Reboarding Point:</b> Continue journey to Top Station</li></ul>	Thrill-seekers, photographers, solo travellers
Top Station	708 m	<ul style="list-style-type: none"><li>▪ <b>SkyBridge:</b> 125m curved suspension bridge over rainforest canopy (Paid)</li><li>▪ <b>SkyGlide:</b> 2-min elevator ride to/from SkyBridge (Paid)</li><li>▪ <b>Viewing Platforms:</b> Two decks with 360° views, tickets available at counter (Paid)</li><li>▪ <b>SkyBridge Trail:</b> Nature walk through rainforest, tickets available at counter (Paid)</li><li>▪ <b>Café:</b> Dining area with scenic views</li></ul>	Budget travelers, families, casual visitors or if you are short on time



## Must-see attractions: Quick Guide

There's something for everyone at Panorama Langkawi—whether you're chasing views, thrills, or fun with the kids. Here's a quick look at the top things to do and what to expect from each.

Experience	What's included	Why do it?	Suggested duration	Getting there	Operating hours
<b>SkyCab</b>	Round-trip cable car + Free entry to 3D Art, SkyDome, SkyRex	Best for budget travelers or guests short on time—get a bird's-eye view of the archipelago with the cheapest cable car option	1.5 hr—2 hr	Base > Middle > Top via cable car	9:30am—6:00pm
<b>SkyBridge</b>	Entry to 125m curved suspension bridge	Completes the mountain-top experience with SkyBridge access, one of the most scenic spots & perfect for photos	20 min—30 min	Via SkyCab > Hike or take SkyGlide	9:30am—6:00pm
<b>SkyWalk (Eagle's Nest)</b>	38-meter cantilevered skywalk shaped like an eagle + Round-trip cable car ride + Free entry to 3D Art, SkyDome, SkyRex	A glass-bottomed, less crowded alternative at Middle Station—perfect for IG moments and for guests who'd want to skip the hike to SkyBridge.	15 min—20 min	Stop at Middle Station	9:30am—6:00pm




## Must-see attractions: Quick Guide

There's something for everyone at Panorama Langkawi—whether you're chasing views, thrills, or fun with the kids. Here's a quick look at the top things to do and what to expect from each.

Experience	What's included	Why do it?	Suggested duration	Getting there	Operating hours
<b>SkyGlide</b>	Inclined cabin lift from Top Station to SkyBridge	Perfect for reaching SkyBridge without the hike—great for families, seniors, and guests with mobility needs.	5 min–10 min	From Top Station	9:30am–6:00pm
<b>Machinchang Petland</b>	Small petting zoo, 80+ animals, feeding & photo ops	Great for families with kids	30 min–60 min	Short walk from entrance	9:00am–6:00pm
<b>6D Cinemotion</b>	6D movie with moving seats, wind, lights, and sound	Indoor mini thrill – great for rainy days	15 min–20 min	Inside Oriental Village	9:00am–7:00pm
<b>SkyATV</b>	Guided ATV ride to jungle trails, waterfalls & viewpoints	Jungle adventure on wheels	1.5 hr–2 hr	Starts at SkyATV kiosk	10:00am–6:00pm



# What's around Oriental Village?



## Telaga Tujuh Waterfalls (Seven Wells)

2 min drive / 10–15 min walk

Famous for its seven natural pools and a steep jungle stair trail (600 steps). Upper pools are great for a dip; lower falls offer scenic photo ops. Reachable on foot from Oriental Village.



## Gunung Machinchang Hiking Trails

Access via Seven Wells

Challenging 2–3 hour trek to SkyBridge. Best suited for experienced hikers.



## Pantai Kok Beach

3–5 min drive

Quiet, clean beach near Telaga Harbour. Ideal for sunsets and post-SkyCab relaxation. Less crowded than Pantai Cenang.



## Telaga Harbour Marina

5 min drive

Picturesque marina with a boardwalk, yachts, and dining spots like The Loaf, Tapaz, and Privilege. Perfect for a sunset dinner.

# What's around Oriental Village?



## Field of Burnt Rice (Beras Terbakar)

12–15 min drive


A small but culturally rich historic site tied to local legends.



## Atma Alam Batik Art Village

10 min drive

Watch live batik-making, browse the gallery, and shop for handmade souvenirs



## Umgawa Zipline / Langkawi Zipline Park

Just behind Oriental Village

Jungle zipline adventure with 12 platforms and views of two waterfalls. Great for thrill-seekers.



## SkyTrex Adventure Langkawi

8 min drive

Tree-top ropes and zipline course with levels for kids to adults. A fun forest challenge.