

Purchasing various tickets for different transportation also sightseeing spots is an issue that existed long ago.

While the demand for the Mt. Fuji visiting has been surging recently, we released the **Mt. Fuji Pass** exclusive for foreign visitors.

Highlights of Mt. Fuji Pass

- **One tickets for different transportation!**

The sightseeing buses, local buses and trains (Fujikyuko Line) are free to use!

- **Various choices for different interests!**

From thrilling seekers to nature lovers, this pass satisfies all.

- **Shorter or longer, up to you!**

One-day to Three-day Mt. Fuji Pass is available.



1. Train

Fujikyuko Line)

From Otsuki Sta. to Kawaguchiko Sta.

※Need an additional fee while using the limited train.

2. Buses

(1) Local Buses (Yamanashi and Shizuoka Pref.)

- ① Mt. Fuji Sta - Kawaguchiko Sta. - Isawa Sta. - Kofu Sta.
- ② Kawaguchiko Sta. - Gotemba Sta. - Mishima Sta.
- ③ Fuji-Q Highland - Kawaguchiko Sta. - Fujinomiya Sta. - Shin-Fuji Sta.
- ④ Mt. Fuji Sta. - Kawaguchiko Sta. - Mt. Fuji 5th Sta.
- ⑤ Gotemba Sta. - Gotemba Premium Outlet - Grinpa - Snow Park Yeti, etc

(2) Sightseeing Bus

- ① Kawaguchiko Sightseeing Bus (Red, Blue, Green Line)
- ② Yamanakako Sightseeing Bus (F Line)

※Please kindly note that highway buses are not available

3. Facilities

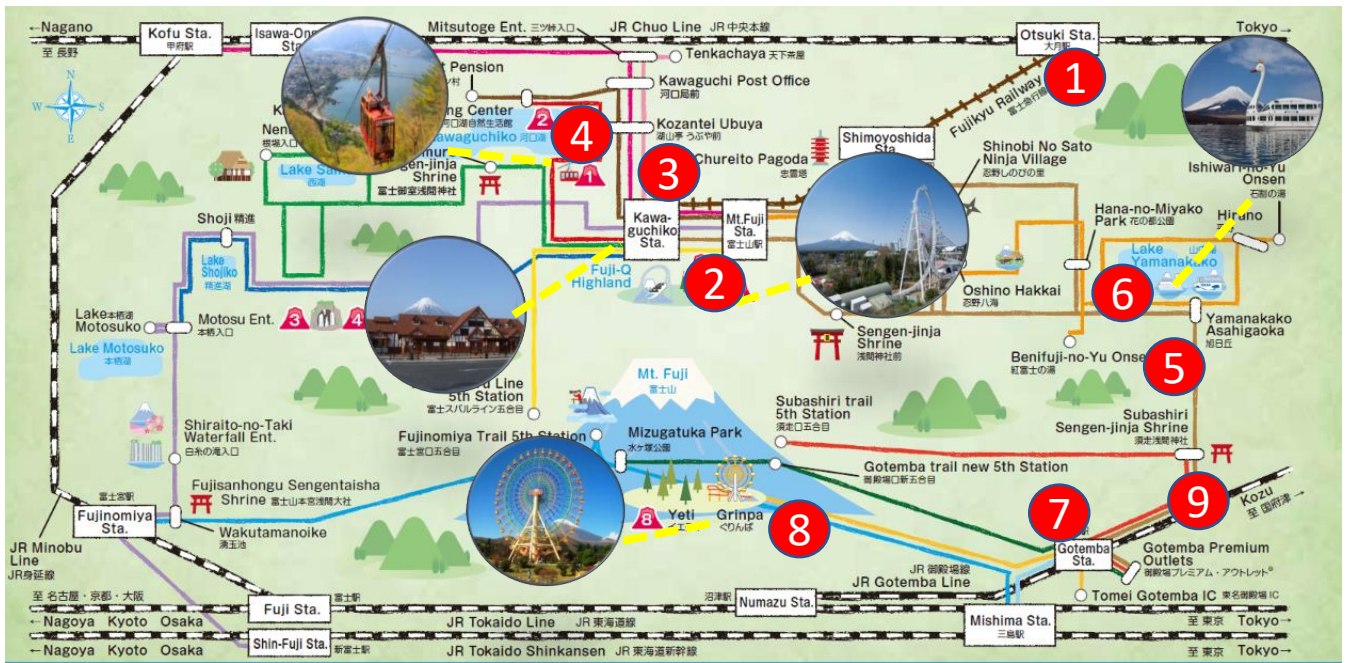
- ① Fuji-Q Highland (1 attraction available)
- ② Amusement Park Grinpa (Admission)
- ③ Snow Park Yeti (Admission, only in winter season)
- ④ Fujiyama Museum (Admission)
- ⑤ Mt. Fuji Panoramic Ropeway
- ⑥ Kawaguchiko excursion boat "Appare"
- ⑦ Yamanakako excursion boat "Swan "
- ⑧ Narusawa Ice Cave and Fugaku Wind Cave

Free to use by
Mt. Fuji Pass

Scan for
More Info



Recommended route for Family



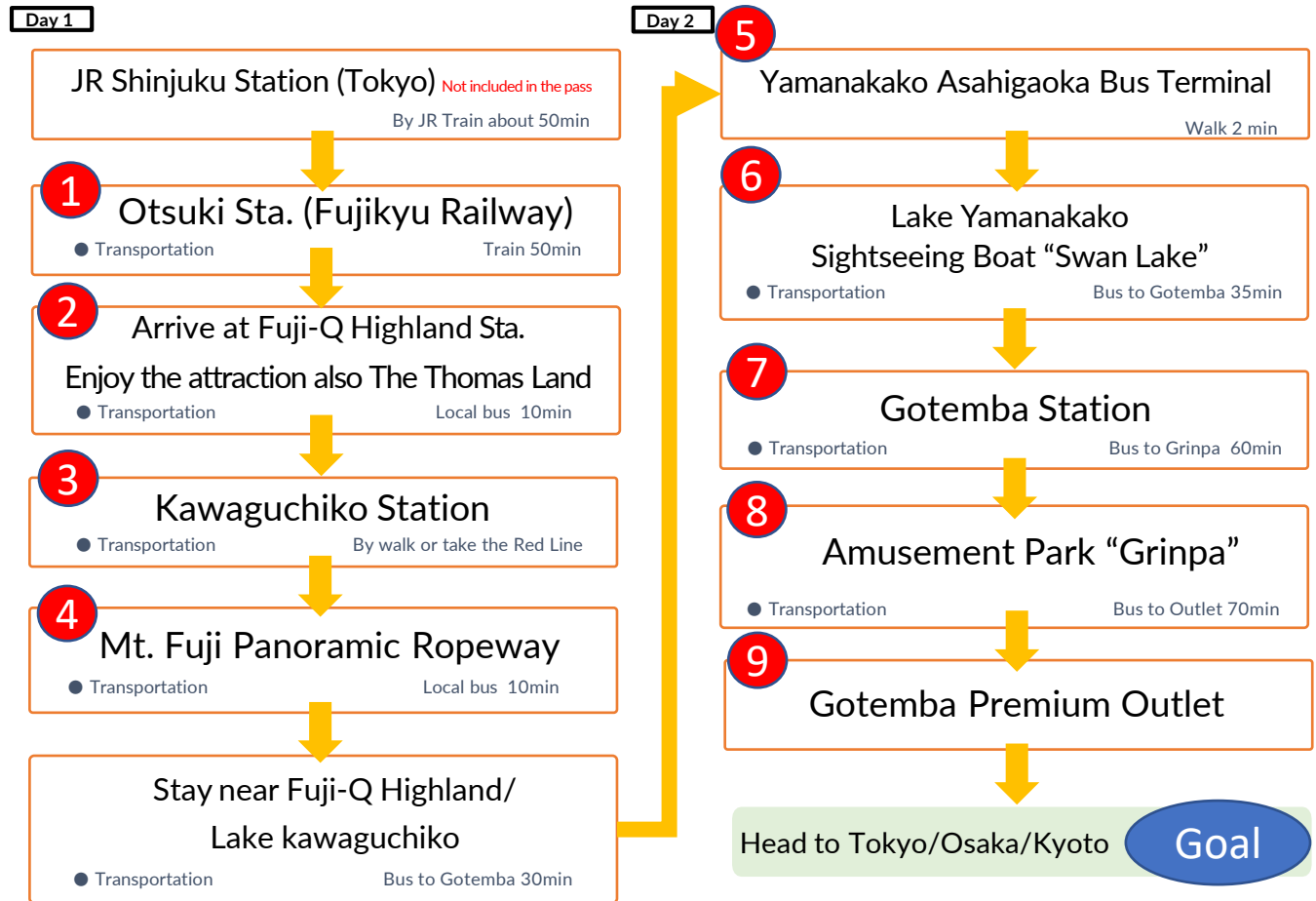
◆ Highlights

Mt. Fuji Panoramic Ropeway; Best place to admire the view of Lake Kawaguchiko and Mt. Fuji.

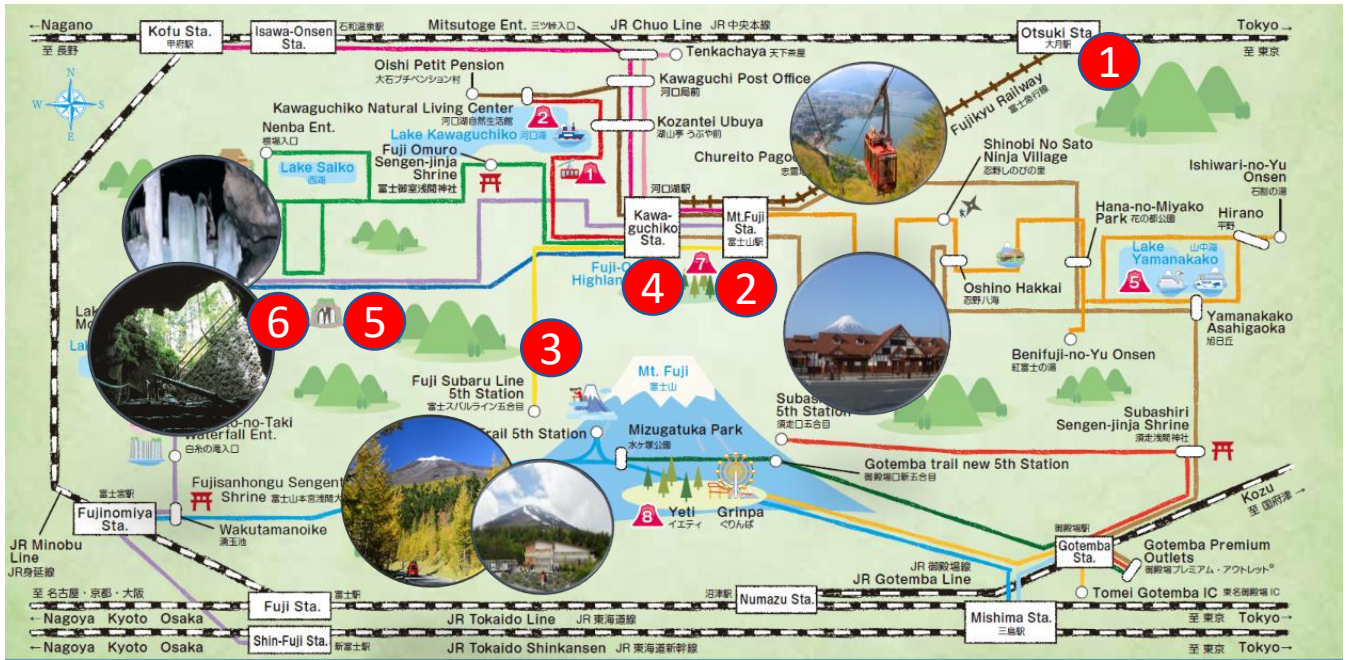
Fuji-Q Highland; Japan's most famous amusement park with multi world records, paradise for thrilling seekers

Sightseeing Boat "Swan Lake"; It operates on Lake Yamanakako in the form of an elegantly beautiful swan shape

Amusement Park "Grinpa"; Located at the 2nd Station of Mt. Fuji, enjoy the grand nature!



Recommended route for Nature Explorers



◆ Highlights

Mt. Fuji Panoramic Ropeway; Best place to admire the view of Lake Kawaguchiko and Mt. Fuji.

5th Station of Mt. Fuji; The great place for viewing Mt. Fuji also the red leaves in autumn season!

Fuketsu Wind Cave & Hyoketsu Ice Cave; Mysterious and beautiful world in the underground of Mt. Fuji!

